

MODELS 57 NIPPLE, GROOVED X GROOVED
58 NIPPLE, GROOVED X BEVELED
59 NIPPLE, GROOVED X THREADED

Shurjoint standard fitting pressure ratings conform to the ratings of Model 7707 couplings.

Material: Carbon steel Sch. 40 pipe to ASTM A53
 Surface Finish: Black



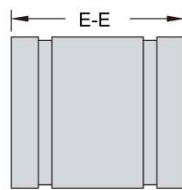
Model #57 Gr.xGr.



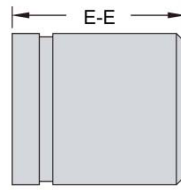
Model #58 Gr.xBev.



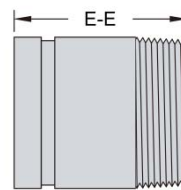
Model #59 Gr. xTh.



Gr. x Gr.
Model 57



Gr. x Bev.
Model 58



Gr. x Th.
Model 59



Full warranty terms can be found on www.shurjoint.com

Models 57 / 58 / 59 Nipples

Nominal Pipe Size	Pipe O.D.	57(GrxGr)		58 (Gr x Bev)		59 (Gr x Th)	
		E-E	Weight	E-E	Weight	E-E	Weight
in mm	in mm	in mm	Lbs Kgs	in mm	Lbs Kgs	in mm	Lbs Kgs
¾ 20	1.050 26.7	3 76	0.29 0.13	3 76	0.29 0.13	3 76	0.29 0.13
1 25	1.315 33.4	3 76	0.42 0.19	3 76	0.42 0.19	3 76	0.42 0.19
1¼ 32	1.660 42.2	4 102	0.68 0.31	4 102	0.70 0.32	102	0.66 0.30
1½ 40	1.900 48.3	4 102	0.82 0.37	4 102	0.84 0.38	102	0.79 0.36
2 50	2.375 60.3	4 102	1.10 0.50	4 102	1.10 0.50	102	1.10 0.50
2½ 65	2.875 73.0	4 102	1.76 0.80	4 102	1.76 0.80	102	1.54 0.72
76.1 mm	3.000 76.1	4 102	1.98 0.90	4 102	1.98 0.90	102	1.98 0.90
3 80	3.500 88.9	4 102	2.40 1.10	4 102	2.40 1.10	102	2.20 1.00
4 100	4.500 114.3	6 152	5.17 2.35	6 152	5.17 2.35	152	4.84 2.20
5 125	5.563 141.3	6 152	7.26 3.30	6 152	7.26 3.30	152	6.60 3.00
139.7 mm	5.500 139.7	6 152	7.26 3.30	6 152	7.26 3.30	152	6.60 3.00
6 150	6.625 168.3	6 152	9.90 4.50	6 152	9.90 4.50	152	9.81 4.46
165.1 mm	6.500 165.1	6 152	9.46 4.30	6 152	9.46 4.30	152	9.81 4.46
8 200	8.625 219.1	6 152	14.30 6.50	6 152	14.30 6.50	---	---
10 250	10.750 273.0	8 203	27.06 12.30	8 203	19.00 8.66	---	---
12 300	12.750 323.9	8 203	35.64 16.20	8 203	22.35 10.16	---	---

Models 57 / 58 / 59 Nipples

Nominal Pipe Size	Pipe O.D.	57 (Gr x Gr)		58 (Gr x Bev)		59 (Gr x Th)	
		E-E	Weight	E-E	Weight	E-E	Weight
in mm	in mm	in mm	Lbs Kgs	in mm	Lbs Kgs	in mm	Lbs Kgs
200 JIS	8.516 216.3	6 152	14.30 6.50	6 152	14.30 6.50	---	---
250 JIS	10.528 267.4	8 203	27.06 12.30	8 203	19.00 8.66	---	---
300 JIS	12.539 318.5	8 203	35.64 16.20	8 203	22.35 10.16	---	---
14 350	14.000 355.6	8 203	36.38 16.50	8 203	36.38 16.50	---	---
16 400	16.000 406.4	8 203	41.67 18.90	8 203	41.67 18.90	---	---
18 450	18.000 457.0	8 203	47.19 21.40	8 203	47.19 21.40	---	---
20 500	20.000 508.0	8 203	52.48 23.80	8 203	52.48 23.80	---	---
24 600	24.000 610.0	8 203	63.28 28.70	8 203	63.28 28.70	---	---

* Note: Specify male thread or female thread when ordering Model 59.

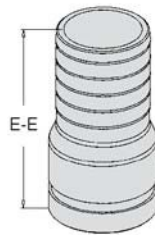
MODEL 56 HOSE NIPPLE

The **Shurjoint** Model 56 hose nipple allows for a direct connection with rubber or plastic hoses.

Shurjoint standard fitting pressure ratings conform to the ratings of Model 7707 couplings.

Material: Ductile iron ASTM A536 Gr. 65-45-12
and or ASTM A395 Gr. 65-45-15

Surface Finish: Black



Full warranty terms can be found on www.shurjoint.com

Model 56 Hose Nipple

Nominal Size	Pipe O.D.	E-E	Weight
in mm	in mm	in mm	Lbs Kgs
1 25	1.315 33.4	3.3 83	0.4 0.2
1¼ 32	1.660 42.2	3.6 92	0.7 0.3
1½ 40	1.900 48.3	4.0 102	0.7 0.3
2 50	2.375 60.3	4.6 117	1.2 0.6
2½ 65	2.875 73.0	5.5 140	2.2 1.0
3 80	3.500 88.9	6.0 152	3.3 1.5
4 100	4.500 114.3	7.25 184	5.5 2.5
5 125	5.563 141.3	9.75 248	8.1 3.7
6 150	6.625 168.3	11.0 279	14.5 6.6
8 200	8.625 219.1	12.5 318	24.2 11.0
10 250	10.750 273.0	14.0 356	29.0 13.2
12 300	12.750 323.9	16.0 406	46.0 20.9

General Notes:

- **Pressure Ratings** for fittings conform to the working pressure of the coupling used to join the system.
- **Listed and or Approved Pressures** are pressure ratings for fire protection systems, tested and approved by various approval bodies. Please always refer to the latest approval data posted on the **Shurjoint** website.
- **Field Joint Test:** For one time only the system may be tested hydrostatically at 1½ times the maximum working pressure listed (AWWA C606 5.2.3).
- **Warning:** Piping systems must always be depressurized and drained before attempting disassembly and or removal of any components.
- **The 10 Year Limited Warranty** applies to manufacturing defects only and does not cover severe service/temperature applications or wear parts.
- **Shurjoint** reserves the right to change specifications, designs and or standard without notice and without incurring any obligations.

*Shurjoint product specifications in U.S. customary units and metric are approximate and are provided for reference only. For precise measurements, please contact **Shurjoint** Technical Service. **Shurjoint** reserves the right to change or modify product design, construction, specifications, or materials without prior notice and without incurring any obligations to make such changes and modifications on **Shurjoint** products previously subsequently sold*