

STAINLESS STEEL GROOVED END FITTINGS

- MODELS SS-21 REDUCING TEE (GR x GR x GR)**
- SS-50 CONCENTRIC REDUCER (GR x GR)**
- SS-21F REDUGING TEE (GR x GR x FT)**
- SS-50F CONCENTRIC REDUCER (GR x FT)**

The **Shurjoint** Model SS-21, SS-21F and SS-50, SS-50F stainless steel fittings are investment cast in sizes to 8" and sand cast or wrought in 10" – 24". Materials are in compliance with NSF/ANSI 372 for potable water service applications. For wrought sizes 10" and higher, please refer to datasheets for models WS-21 or contact Shurjoint Customer Service.

Shurjoint stainless steel fitting pressure ratings conform to the ratings of Model 7707 coupling.



SS-21



SS-50



SS-21F

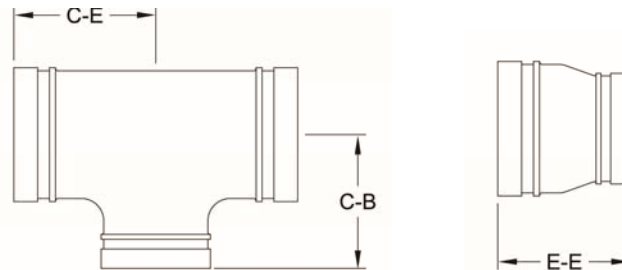


SS-50F



For Fire Protection pressure rating, listing, and approval information, refer to Data Sheet B-42 or visit **SHURJOINT** website, www.shurjoint.com for details or contact your **SHURJOINT** Representative.

MODEL SS-21 REDUCING TEE SS-50 CONCENTRIC REDUCER



Full warranty terms can be found on www.shurjoint.com

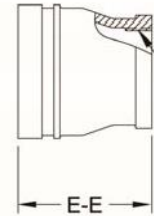
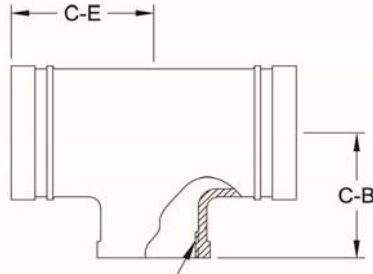
Model SS-21 Reducing Tee, SS-50 Concentric Reducer								
Nominal Pipe Size	Pipe O.D.	SS-21 Reducing Tee		Weight	SS-50 Concentric Reducer		Weight	
		C-E	C-B		E - E			
in	In	In	In	Lbs	In	Lbs		
mm	mm	mm	mm	Kgs	mm	Kgs		
1½ x 1	1.660 x 1.315	2.76	2.76	1.2	2.50	0.5		
30 x 25	42.2 x 33.4	70	70	0.6	64	0.2		
1½ x 1	1.900 x 1.315	2.76	2.76	1.3	2.50	0.6		
40 x 25	48.3 x 33.4	70	70	0.6	64	0.3		
1½ x 1¼	1.900 x 1.660	2.76	2.76	1.3	2.50	0.7		
40 x 32	48.3 x 42.2	70	70	0.6	64	0.3		
2 x 1	2.375 x 1.315	2.76	2.76	1.5	2.50	0.8		
50 x 25	60.3 x 33.4	70	70	0.7	64	0.3		
2 x 1¼	2.375 x 1.660	2.76	2.76	1.8	2.50	0.7		
50 x 32	60.3 x 42.2	70	70	0.8	64	0.7		
2 x 1½	2.375 x 1.900	2.76	2.76	1.8	2.50	0.7		
50 x 40	60.3 x 48.3	70	70	0.8	64	0.3		
2½ x 1	2.875 x 1.315	3.74	3.74	2.0	2.50	0.9		
65 x 25	73.0 x 33.4	95	95	0.9	64	0.4		
2½ x 1¼	2.875 x 1.660	3.74	3.74	2.0	2.50	1.1		
65 x 32	73.0 x 42.2	95	95	0.9	64	0.5		
2½ x 1½	2.875 x 1.900	3.74	3.74	2.0	2.50	1.2		
65 x 40	73.0 x 48.3	95	95	0.9	64	0.5		
2½ x 2	2.875 x 2.375	3.00	3.00	4.1	2.50	1.1		
65 x 50	73.0 x 60.3	76	76	1.9	64	0.5		
76.1 mm x 25	3.000 x 1.315	3.74	3.74	2.0	2.50	0.9		
	76.1 x 33.4	95	95	0.9	64	0.4		
76.1 mm x 32	3.000 x 1.660	3.74	3.74	2.0	2.50	1.1		
	76.1 x 42.2	95	95	0.9	64	0.5		
76.1 mm x 40	3.000 x 1.900	3.74	3.74	2.0	2.50	1.2		
	76.1 x 48.3	95	95	0.9	64	0.5		

Model SS-21 Reducing Tee, SS-50 Concentric Reducer

Nominal Pipe Size	Pipe O.D.	SS-21 Reducing Tee		Weight	SS-50 Concentric Reducer		Weight
		C-E	C-B		E - E		
		In mm	In mm		Lbs Kgs	In mm	
76.1 mm x 50	3.000 x 2.375 76.1 x 60.3	3.00 76	3.00 76	3.3 1.5	2.50 64	1.1 0.5	
3 x 1¼ 80 x 32	3.500 x 1.660 88.9 x 42.2	4.25 108	4.25 108	3.5 1.6	2.50 64	1.1 0.5	
3 x 1½ 80 x 40	3.500 x 1.900 88.9 x 48.3	4.25 108	4.25 108	2.9 1.3	2.50 64	1.5 0.6	
3 x 2 80 x 50	3.500 x 2.375 88.9 x 60.3	4.25 108	4.25 108	4.6 2.1	2.50 64	1.3 0.6	
3 x 2½ 80 x 65	3.500 x 2.875 88.9 x 73.0	3.74 95	3.27 83	6.0 2.7	3.50 89	2.2 1.0	
80 x 76.1 mm	3.500 x 3.000 88.9 x 76.1	3.74 95	3.27 83	4.6 2.1	3.50 89	2.2 1.0	
4 x 2 100 x 50	4.500 x 2.375 114.3 x 60.3	5.00 127	5.00 127	7.3 3.3	3.00 76	2.2 1.0	
4 x 2½ 100 x 65	4.500 x 2.875 114.3 x 73.0	4.49 114	3.86 98	8.8 4.0	4.00 102	3.1 1.4	
100 x 76.1 mm	4.500 x 3.000 114.3 x 76.1	4.49 114	3.86 98	9.0 4.1	4.00 102	3.1 1.4	
4 x 3 100 x 80	4.500 x 3.500 114.3 x 88.9	4.49 114	3.86 98	7.0 3.2	3.00 76	2.0 0.9	
139.7 mm x 76.1mm 125 x 65	5.563 x 3.000 139.7 x 76.1	5.50 140	5.50 140	11.2 5.1	3.50 89	3.5 1.6	
139.7 mm x 80 125 x 80	5.563 x 3.500 139.7 x 88.9	5.50 140	5.50 140	11.2 5.1	3.50 89	3.5 1.6	
139.7 mm x 100 125 x 100	5.500 x 4.500 139.7 x 114.3	5.50 140	5.50 140	11.2 5.1	3.50 89	3.5 1.6	
5 x 2½ 125 x 65	5.563 x 2.875 141.3 x 73.0	5.50 140	5.50 140	11.2 5.1	3.50 89	3.5 1.6	
5 x 3 125 x 80	5.563 x 3.500 141.3 x 88.9	5.50 140	5.50 140	11.2 5.1	3.50 89	3.5 1.6	
5 x 4 125 x 100	5.563 x 4.500 141.3 x 114.3	5.50 140	5.50 140	11.2 5.1	3.50 89	3.5 1.6	
165.1 mm x 80	6.500 x 3.500 165.1 x 88.9	5.91 150	5.91 150	15.6 7.1	4.00 102	5.1 2.3	
165.1 mm x 100	6.500 x 4.500 165.1 x 114.3	6.50 165	6.50 165	19.4 8.8	4.00 102	5.1 2.3	
165.1 mm x 139.7 mm	6.500 x 5.500 165.1 x 139.7	6.50 165	6.50 165	19.4 8.8	4.00 102	5.7 2.6	
6 x 3 150 x 80	6.625 x 3.500 168.3 x 88.9	5.91 150	5.91 150	15.6 7.1	4.00 102	5.1 2.3	
6 x 4 150 x 100	6.625 x 4.500 168.3 x 114.3	6.50 165	6.50 165	19.4 8.8	4.00 102	5.1 2.3	
6 x 5 150 x 125	6.625 x 5.563 168.3 x 141.3	6.50 165	6.50 165	19.4 8.8	4.00 102	5.7 2.6	
8 x 4 200 x 100	8.625 x 4.500 219.1 x 114.3	7.76 197	7.76 197	35.4 16.1	5.00 127	9.5 4.3	
8 x 5 200 x 125	8.625 x 5.563 219.1 x 141.3	7.76 197	7.76 197	28.6 13.0	5.00 127	11.9 5.4	
8 x 6 200 x 150	8.625 x 6.625 219.1 x 168.3	7.76 197	7.76 197	54.1 24.6	5.00 127	9.5 4.3	
10 x 6 250 x 150	10.750 x 6.625 273.0 x 168.3	9.02 229	9.02 229	59.2 26.9	6.00 152	18.3 8.3	
10 x 8 250 x 200	10.750 x 8.625 273.0 x 219.1	9.02 229	9.02 229	60.1 27.3	6.00 152	19.1 8.7	
12 x 8 300 x 200	12.750 x 8.625 323.9 x 219.1	-- --	-- --	-- --	7.00 178	49.5 22.0	
12 x 10 300 x 250	12.750 x 10.750 323.9 x 273.0	-- --	-- --	-- --	7.00 178	23.1 11.3	
200 JIS x 100	8.516 x 4.500 216.3 x 114.3	7.76 197	7.76 197	35.4 16.1	5.00 127	9.5 4.3	
200 JIS x 125	8.516 x 5.500 216.3 x 139.7	7.76 197	7.76 197	28.6 13.0	5.00 127	11.9 5.4	
200 JIS x 165.1 mm	8.516 x 6.500 216.3 x 165.1	7.76 197	7.76 197	54.1 24.6	5.00 127	9.5 4.3	
250 JIS x 165.1 mm	10.528 x 6.500 267.4 x 165.1	9.02 229	9.02 229	59.2 26.9	6.00 152	18.3 8.3	
250 JIS x 200 JIS	10.528 x 8.516 267.4 x 216.3	9.02 229	9.02 229	60.1 27.3	6.00 152	19.1 8.7	
300 JIS x 200 JIS	12.539 x 8.516 318.5 x 216.3	-- --	-- --	-- --	7.00 178	49.5 22.0	
300 JIS x 250 JIS	12.539 x 10.528 318.5 x 267.4	-- --	-- --	-- --	7.00 178	23.1 11.3	

MODEL SS-21F REDUCING TEE (GR x GR x FT)

SS-50F CONCENTRIC REDUCER (GR x FT)



NPT female threaded and BSP female threaded

NPT female threaded and BSP female threaded

Model SS-21F Reducing Tee, SS-50F Concentric Reducer							
Nominal Pipe Size	Pipe O.D.	SS-21F Reducing Tee		Weight	SS-50F Concentric Reducer		Weight
		C-E	C-B		E - E		
mm	mm	mm	mm	Kgs	mm		Kgs
65 x 40F	73.0/76.1 x 48.3	76	76	0.83	---		---
65 x 50F	73.0/76.1 x 60.3	---	---	---	89		0.95
80 x 50F	88.9 x 60.3	95	83	2.1	89		0.92
100 x 50F	114.3 x 60.3	114	98	3.2	102		1.76

*FT: NPT female threaded and BSP female threaded

MATERIAL SPECIFICATIONS

Fitting Body:

- Type 304 Stainless steel to ASTM A351 CF8 or A743 Gr. CF8
- Type 316 to ASTMA743 CF8M
- Type 316L to ASTMA743 CF3M
- Type 316Ti to ASTMA240.
- Duplex 2205 to ASTMA890 4A.
- Super Duplex 2507 to ASTMA890 5A.
- Duplex 254SMO to ASTMA351 CK3McuN.

General Notes:

- **Pressure Ratings** for fittings conform to the working pressure of the coupling used to join the system.
- **Listed and or Approved Pressures** are pressure ratings for fire protection systems, tested and approved by various approval bodies. Please always refer to the latest approval data posted on the **Shurjoint** website.
- **Field Joint Test:** For one time only the system may be tested hydrostatically at 1½ times the maximum working pressure listed (AWWA C606 5.2.3).
- **Warning:** Piping systems must always be depressurized and drained before attempting disassembly and or removal of any components.
- **The 10 Year Limited Warranty** applies to manufacturing defects only and does not cover severe service/temperature applications or wear parts.
- **Shurjoint** reserves the right to change specifications, designs and or standard without notice and without incurring any obligations.

Job Name:	System No.	Location:	
Contractor:	Approved:	Date:	
Engineer:	Approved:	Date:	

Shurjoint product specifications in U.S. customary units and metric are approximate and are provided for reference only. For precise measurements, please contact **Shurjoint** Technical Service. **Shurjoint** reserves the right to change or modify product design, construction, specifications, or materials without prior notice and without incurring any obligations to make such changes and modifications on **Shurjoint** products previously subsequently sold.