

## MODEL 7170 FLANGE ADAPTER

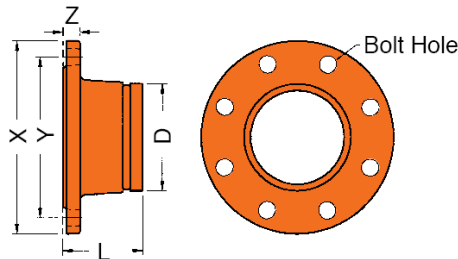
The Model 7170 Flange Adapter provides a rigid transition between ANSI class 125 / 150 flanged components and a grooved system.

**Shurjoint** standard fitting pressure ratings conform to the ratings of Model 7707 couplings.



### MODEL 7170 FLANGE ADAPTER ANSI CLASS 125 / 150

For Fire Protection pressure rating, listing, and approval information, refer to Data Sheet B-42 or visit **SHURJOINT** website, [www.shurjoint.com](http://www.shurjoint.com) for details or contact your **SHURJOINT** Representative.



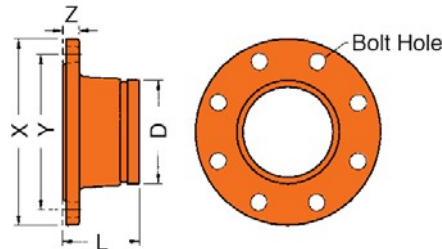
Full warranty terms can be found on [www.shurjoint.com](http://www.shurjoint.com)

**Model 7170 Flange Adapter ANSI Class 125 / 150**

Nominal Pipe Size	X	Y	Z	Bolt Size	Bolt Hole		D	L	Weight
					Dia.	No.			
in mm	in mm	in mm	in mm	in	in		in mm	in mm	Lbs Kgs
10 250	15.98 406.0	14.25 362.0	1.18 30.0	7/8	1	12	10.75 273.0	7.99 203.0	48.4 22.0
12 300	19.00 483.0	17.00 432.0	1.25 32.0	7/8	1	12	12.75 323.9	7.99 203.0	61.6 28.0
14 350	21.00 533.0	18.75 476.3	1.38 35.0	1	1 1/8	12	14.00 355.6	5.00 127.0	108.9 49.5
16 400	23.50 597.0	21.25 539.7	1.46 37.0	1	1 1/8	16	16.00 406.4	5.00 127.0	110.0 50.0
18 450	25.00 635.0	22.75 577.8	1.57 40.0	1 1/8	1 1/4	16	18.00 457.2	5.50 140.0	137.5 62.5
20 500	27.50 699.0	25.00 635.0	1.69 43.0	1 1/8	1 1/4	20	20.00 508.0	5.71 145.0	158.4 72.0
24 600	32.00 813.6	29.50 749.3	1.89 48.0	1 1/4	1 3/8	20	24.00 609.6	6.00 152.0	218.9 99.5

### MODEL 7170 FLANGE ADAPTER ANSI CLASS 300 (Fabricated)

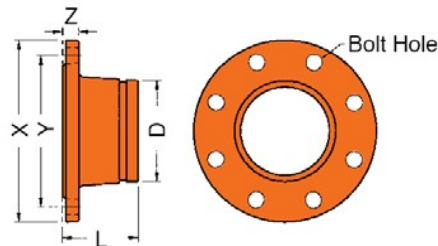
The Model 7170 Flange Adapter (fabricated) in sizes 2" ~ 6" provide a direct connection to Class 300 flanges.



Model 7170 Flange Adapter ANSI Class 300										
Nominal Pipe Size	X	Y	Z	Bolt Size	Bolt Hole		D	L	Weight	
					Dia.	No.				
in	in	in	in	in	in		in	in	Lbs	
mm	mm	mm	mm	mm	mm		mm	mm	Kgs	
2	6.50	5.000	0.875	5/8	3/4	8	2.375	4.00	8.58	
50	165.0	127.0	22.0	16	19	8	60.3	101.6	3.9	
2½	7.50	5.875	1.000	¾	7/8	8	3.000	4.00	10.12	
65	191.0	149.0	25.0	19	22	8	76.1	101.6	4.6	
3	8.25	6.625	1.125	¾	7/8	8	3.500	4.00	10.34	
80	210.0	168.0	29.0	19	22	8	88.9	101.6	4.7	
4	10.00	7.875	1.250	¾	7/8	8	4.500	6.00	16.94	
100	254.0	200.0	32.0	19	22	8	114.3	152.4	7.7	
6	12.50	10.625	1.438	¾	7/8	12	6.500	6.00	28.60	
150	318.0	270.0	37.0	19	22	12	165.1	152.4	13.0	

### MODEL 7170 FLANGE ADAPTER PN 25 (Fabricated)

The Model 7170 Flange Adapter (fabricated) in sizes 2" ~ 16" provide a direct connection to PN 25 flanges.



Model 7170 Flange Adapter PN 25										
Nominal Pipe Size	X	Y	Z	Bolt Size	Bolt Hole		D	L	Weight	
					Dia.	No.				
mm	mm	mm	mm	mm	mm		mm	mm	Kgs	
50	165.0	125.0	20.0	M16	18.0	4	60.3	101.6	3.0	
65	165.0	145.0	22.0	M16	18.0	8	73.0	101.6	4.0	
65	185.0	145.0	22.0	M16	18.0	8	76.1	101.6	4.0	
80	200.0	160.0	24.0	M16	18.0	8	88.9	101.6	5.0	
100	235.0	190.0	24.0	M20	22.0	8	114.3	152.4	6.5	
125	270.0	220.0	26.0	M24	26.0	8	141.3	152.4	9.0	
150	300.0	250.0	28.0	M24	26.0	8	165.1	152.4	11.5	
200	360.0	310.0	32.0	M24	26.0	12	219.1	152.4	17.0	
250	425.0	370.0	35.0	M27	30.0	12	273.0	203.2	24.0	
300	485.0	430.0	38.0	M27	30.0	16	323.9	203.2	31.5	
350	555.0	490.0	42.0	M30	33.0	16	355.6	203.2	48.0	
400	620.0	550.0	46.0	M33	36.0	16	406.4	203.2	63.0	

## MODEL 7170 - MATERIAL SPECIFICATIONS

### • Fitting body:

Ductile Iron to ASTM A536, Gr. 65-45-12 and or ASTM A395, Gr. 65-45-15. min. tensile strength 65,000 psi (448 MPa).

### • Surface Finish:

Orange color painted or red RAL3000 color painted.

Hot dip galvanized (Option)

Epoxy coated in red RAL3000 or other colors. (Option)

### General Notes:

- **Pressure Ratings** for fittings conform to the working pressure of the coupling used to join the system.
- **Listed and or Approved Pressures** are pressure ratings for fire protection systems, tested and approved by various approval bodies. Please always refer to the latest approval data posted on the **Shurjoint** website.
- **Field Joint Test:** For one time only the system may be tested hydrostatically at 1½ times the maximum working pressure listed (AWWA C606 5.2.3).
- **Warning:** Piping systems must always be depressurized and drained before attempting disassembly and or removal of any components.
- **The 10 Year Limited Warranty** applies to manufacturing defects only and does not cover severe service/temperature applications or wear parts.
- **Shurjoint** reserves the right to change specifications, designs and or standard without notice and without incurring any obligations.

**Shurjoint** product specifications in U.S. customary units and metric are approximate and are provided for reference only. For precise measurements, please contact **Shurjoint** Technical Service. **Shurjoint** reserves the right to change or modify product design, construction, specifications, or materials without prior notice and without incurring any obligations to make such changes and modifications on **Shurjoint** products previously subsequently sold.